

## 2009 Baltimore Running Festival Post Race Survey

1. Which Race Did You Run?			
		Response Percent	Response Count
Marathon		26.3%	623
<b>Half-Marathon</b>		<b>50.7%</b>	<b>1,200</b>
Team-Relay		13.8%	327
5K		8.9%	210
Kids Fun Run		0.3%	7
		<b>answered question</b>	<b>2,367</b>
		<b>skipped question</b>	<b>0</b>







2. Rate the Quality of the Information on the Website (5 is best)			
		Response Percent	Response Count
1		0.5%	11
2		0.9%	22
3		5.5%	129
4		36.6%	859
5		<b>54.5%</b>	<b>1,280</b>
Never viewed the website		2.1%	49
		<b>answered question</b>	<b>2,350</b>
		<b>skipped question</b>	<b>17</b>







3. Rate the Ease of the Registration Process (5 is best)			Response Percent	Response Count
1			0.9%	22
2			1.7%	41
3			5.9%	138
4			30.7%	722
5			60.7%	1,427
			<i>answered question</i>	<b>2,350</b>
			<i>skipped question</i>	<b>17</b>







4. Rate the Quality of the Information Received After Registration (5 is Best)			Response Percent	Response Count
1			0.5%	12
2			1.2%	28
3			7.3%	170
4			35.1%	822
5			55.9%	1,308
			<i>answered question</i>	<b>2,340</b>
			<i>skipped question</i>	<b>27</b>







5. Rate the Quality of the Information Received in the Email Blasts (5 is Best)			Response Percent	Response Count
1			0.7%	17
2			1.0%	24
3			4.4%	102
4			28.2%	659
5			<b>63.5%</b>	<b>1,486</b>
I did not receive the email blasts			2.2%	52
			<b>answered question</b>	<b>2,340</b>
			<b>skipped question</b>	<b>27</b>

6. Rate the Quality of the Information Provided in the Online Runner Handbook(5 is Best)			Response Percent	Response Count
1			0.4%	10
2			1.0%	24
3			5.3%	123
4			30.0%	703
5			<b>59.1%</b>	<b>1,382</b>
Did not review the handbook			4.2%	98
			<b>answered question</b>	<b>2,340</b>
			<b>skipped question</b>	<b>27</b>

7. Rate the Accessibility of the Health & Fitness Expo/Package Pick Up (5 is Best)			Response Percent	Response Count
1			2.7%	62
2			5.4%	125
3			13.4%	311
4			33.6%	780
5			<b>35.6%</b>	<b>827</b>
Did not attend the Expo			9.3%	215
			<b>answered question</b>	<b>2,320</b>
			<b>skipped question</b>	<b>47</b>

8. Rate the Hours of the Health & Fitness Expo/Package Pick Up (5 is Best)			Response Percent	Response Count
1			0.9%	22
2			2.3%	53
3			6.9%	160
4			28.4%	658
5			<b>52.8%</b>	<b>1,224</b>
Did not Attend the Expo			8.8%	203
			<b>answered question</b>	<b>2,320</b>
			<b>skipped question</b>	<b>47</b>

9. Rate the Ease of Packet Pick Up (5 is best)			Response Percent	Response Count
1			5.7%	132
2			8.3%	192
3			19.0%	440
4			27.5%	638
5			<b>31.0%</b>	<b>719</b>
I did not attend packet pick up			8.6%	199
			<b>answered question</b>	<b>2,320</b>
			<b>skipped question</b>	<b>47</b>






10. Rate the Quality of the Vendors			Response Percent	Response Count
1			0.7%	17
2			2.9%	67
3			17.6%	409
4			<b>37.6%</b>	<b>873</b>
5			30.0%	696
I did not attend the expo			11.1%	258
			<b>answered question</b>	<b>2,320</b>
			<b>skipped question</b>	<b>47</b>






11. Rate the Quality of the Race Premiums (5 is Best)			Response Percent	Response Count
1			1.2%	27
2			2.6%	60
3			12.7%	294
4			34.4%	799
5			48.4%	1,122
I did not receive a race shirt			0.8%	18
			<b>answered question</b>	<b>2,320</b>
			<b>skipped question</b>	<b>47</b>







12. Rate the Quality of the Start Line Area (5 is Best)			Response Percent	Response Count
1			2.2%	50
2			6.3%	146
3			19.5%	450
4			39.7%	914
5			32.3%	743
			<b>answered question</b>	<b>2,303</b>
			<b>skipped question</b>	<b>64</b>






13. Rate the Quality of the Race Route (5 is Best)			Response Percent	Response Count
1			1.4%	32
2			3.8%	87
3			15.6%	360
4			46.3%	1,067
5			32.9%	757
			<i>answered question</i>	<b>2,303</b>
			<i>skipped question</i>	<b>64</b>






14. Rate the Quality of the On-Course Aid-Stations (5 is Best)			Response Percent	Response Count
1			1.2%	27
2			3.2%	73
3			12.9%	298
4			37.6%	867
5			45.1%	1,038
			<i>answered question</i>	<b>2,303</b>
			<i>skipped question</i>	<b>64</b>






15. Rate the Quality of the Relay Exchange Points--If Applicable (5 is Best)			Response Percent	Response Count
1			5.0%	29
2			8.3%	48
3			25.6%	148
4			30.0%	173
5			31.0%	179
			<i>answered question</i>	<b>577</b>
			<i>skipped question</i>	<b>1,790</b>

16. Rate the Quality of the Finish Line Area (5 is Best)			Response Percent	Response Count
1			4.8%	110
2			7.9%	181
3			19.9%	459
4			35.0%	806
5			32.4%	747
			<i>answered question</i>	<b>2,303</b>
			<i>skipped question</i>	<b>64</b>

17. Rate the Quality of the Medical Treatment(5 is Best)			Response Percent	Response Count
1			0.3%	6
2			0.5%	12
3			1.8%	40
4			3.6%	80
5			4.4%	99
<b>Did Not Utilize</b>			<b>89.4%</b>	<b>1,989</b>
		<b>answered question</b>		<b>2,226</b>
		<b>skipped question</b>		<b>141</b>



18. Rate the Quality of the Post-Race Food & Beverages (5 is Best)			Response Percent	Response Count
1			4.9%	113
2			10.6%	241
3			27.4%	625
4			<b>36.7%</b>	<b>839</b>
5			20.4%	465
		<b>answered question</b>		<b>2,283</b>
		<b>skipped question</b>		<b>84</b>

19. Rate Our Green Initiatives and Recycling Efforts in the Celebration Village (5 is Best)			Response Percent	Response Count
1			1.4%	33
2			3.4%	78
3			15.2%	347
4			36.0%	821
5			44.0%	1,004
			<i>answered question</i>	<b>2,283</b>
			<i>skipped question</i>	<b>84</b>

20. Rate the Quality of the Signage In and Around the Village (5 is best)			Response Percent	Response Count
1			4.5%	102
2			9.3%	212
3			26.8%	611
4			38.5%	880
5			20.9%	478
			<i>answered question</i>	<b>2,283</b>
			<i>skipped question</i>	<b>84</b>

21. Rate the Quality of the Celebration Village Activities & Entertainment (5 is best)			Response Percent	Response Count
1			2.5%	57
2			6.8%	156
3			29.5%	673
4			40.8%	932
5			20.4%	465
			<i>answered question</i>	<b>2,283</b>
			<i>skipped question</i>	<b>84</b>

22. Rate the Quality of the Runners Bag Check Area (5 is best)			Response Percent	Response Count
Did not Use			68.0%	1,553
1			0.5%	11
2			0.9%	20
3			3.7%	85
4			9.7%	221
5			17.2%	393
			<i>answered question</i>	<b>2,283</b>
			<i>skipped question</i>	<b>84</b>

23. Would You Recommend the Baltimore Running Festival to a Friend			
		Response Percent	Response Count
Yes		93.8%	2,134
No		6.2%	141
		<i>answered question</i>	2,275
		<i>skipped question</i>	92